



Technical Sciences
Academy of Romania
www.jesi.astr.ro

Journal of Engineering Sciences and Innovation

Volume 7, Issue 2 / 2022, pp. 231-240

<http://doi.org/10.56958/jesi.2022.7.2.231>

**F. Electrical, Electronics Engineering,
Computer Sciences and Engineering**

Received 22 August 2021

Accepted 14 June 2022

Received in revised form 10 April 2022

A technological assessment of electrical motors for e-rickshaws

WASEEM MOHAMMAD^{1*}, AHMAD MUMTAZ¹, PARVEEN AASIYA²

¹Mechanical Engineering Section, University Polytechnic, Faculty of Engineering & Technology, Jamia Millia Islamia (A Central University), New Delhi 110025, India,

²Mechanical and Automation Engineering, IGDTUW Kashmere Gate, Delhi, India

Abstract. India is one of the prominent manufacturers in the automobile industry with 30 Million of vehicles production rate. Most of vehicles manufactured in India utilize internal combustion power drive methodology. Additionally, pollutions, global warming, conventional fuels exhaustion and loss of building materials are the major concerns associated with IC engine technology. Electric drive technology has the potential to mitigate these issues. Three-wheeled (3-W) battery powered rickshaws/vehicles are primarily employed for public conveyance in the metropolitan cities of India. The motor (propulsion) is a vital component of 3-W battery powered rickshaw. But, selection of appropriate propulsion system for 3-W rickshaw is crucial step. In the present study, an exertion has been prepared to assess the correct propulsion system for 3-W battery powered vehicle in Indian contest.

Keywords: propulsion system, hybrid electric vehicles, battery system, three-wheeled rickshaw.

1. Introduction

The internal combustion (IC) engine technology, established for fossil energy, is extensively employed for private and civil service purposes according to work presented in the literature [1–6]. The IC engine-based vehicles are the major contributor to the following serious difficulties for the environment and human beings such as: air, water and land pollutions, global warming, depletion of the ozone layer, fossil fuels exhaustion, road congestion, loss of building materials and accidental issues [7–10] Therefore, alternative technology is needed to cope up the issues arising from conventional engine technology across the globe such as

*Correspondence address: waseem159088@st.jmi.ac.in

cleaner electric/hybrid vehicles [11–14].

In India, two types “three-wheeled” vehicles are currently in practice for the conveyance of passengers as well luggage. These popular “three-wheeler” vehicles are conventional fuel powered “auto-rickshaw” and electrically powered “battery or electric-rickshaw”. Delta type architecture having one wheel at front axle and two wheels at back axle is extensively employed in these vehicles due to less radii of turning [15,16].

The necessary tractive torque for three-wheeled e-vehicle is provided by the e-propulsion system [17]. E-propulsion system converts the electric energy of batteries into mechanical power [18]. Electric propulsion functions like a heart for EVs and provides the traction power to propel the vehicle in the forward as well as reverse direction [19–22]. The propulsion system of the EVs works on bidirectional modes i.e. discharging and charging of batteries. Power converter and electronic controller are the sub-functional units for smooth as well as control operation of the propulsion system [20]. In the modern EVs four types of traction motors i.e. DC motor, Induction Machine (IM), Switch Reluctance (SR) Motor and Brushless DC motor are employed [21,23]

The most vital powerful system of an electric vehicle is its propulsion (motor) also known as “core” [9]. It imparts required tractive force against moving resistance of the vehicle in forward as well as in backward direction [24]. Electric rickshaws are getting more attention due to its eco-friendly nature, lightweight, less costly and many other operating characteristics over conventional auto rickshaws [25]. Battery rickshaws have the potential to decarbonize the environment and other associated pollution issues for developing country like India [23,26].

Work related to electric vehicle, hybrid vehicles, pure electric vehicles technology have been published in the literature. However, so far, no effort has been prepared to assemble and modernize the work interrelated to the propulsion system of three-wheeled (3-W) battery/electric rickshaws for Indian prospective. In the present study, an exertion has been prepared to assess the correct propulsion system for 3-W battery powered vehicle in Indian contest.

2. Method

The conversation initiates thru the current production rate of conventional vehicles in India including two-wheeler, three-wheeler and four-wheeler vehicles. It is monitored via lessons of various configurations of electric drive technology such as series and parallel hybrid vehicles. Longitudinal and transverse configuration of pure electric motor drive technology is studied. Next, study of mechanical and physical significance for three-wheeled battery powered rickshaw/vehicle has been carried out. Finally, analysis of accurate propulsion system for 3-W battery rickshaw through technical assessments has been performed. In the reference section list of associated documents has been assigned for additional evidence.

3. Conventional and electric vehicles

According to the Society of Indian Automotive Manufacturers (SIAM), the Indian auto industry is one of the largest in the world with a production rate of 30.915 Million vehicles in the year 2018-19. The total production rate of passenger, commercial, three and two-wheelers vehicles for the financial year 2012-13 to 2018-19 (fig.1.) [27]. Hence, there is a need to utilize alternative power system technology for the road transportation sector.

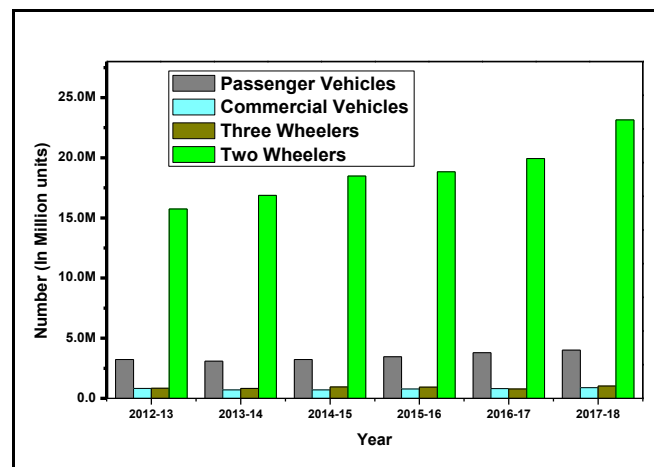


Fig.1. Total Indian automobile production trends

3.1. Electric vehicles

The concept of an electric vehicle is given by Gustave Trouvé in 1881. In 1900, total 4200 vehicles were sold globally, out of which 38% were electric powered automobiles. In the year the 1990s, General Motors launched EV1, a realistic electric vehicle in the competitive market of the conventional engine vehicle. An electric propulsion system is utilized either partially or completely to provide the necessary traction force in EVs. Battery, ultra capacitors, fuel cell and hybrid system are employed in EVs as an energy storage medium in place of the fuel tank of conventional vehicles. Fig. 2 shows the basic layout of the EVs drive with a portable energy resource system. Hybrid electrical vehicles (HEVs) and pure electric vehicles or battery electric vehicles (BEVs) are the different classifications of electric vehicles.

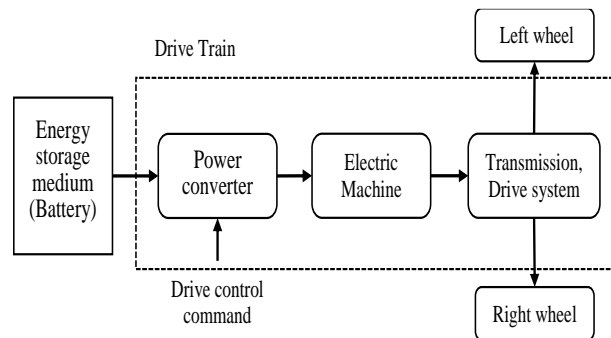


Fig.2. EVs drive system layout

3.2 Hybrid electric vehicles

A vehicle that has two or more power train is known as a hybrid vehicle, a further hybrid vehicle that has an electric drive train is defined as “Hybrid Electric vehicles”. The drive train of HEVs has IC engine drive as primary power train and electric machine drive as secondary power train. Usually, one bidirectional power train is employed with hybrid vehicles to store the regenerative braking energy. Fig. 3 shows the energy flow concept for the drive train of a HEVs [28]. There are various operational modes of a hybrid drive train to supply its power to encounter the load requirement:

- i) Only power train I supply power to the load.
- ii) Only power train II supplies power to the load.
- iii) Both power train I and II supply power to the load simultaneously.
- iv) Power train II receives power from load during regenerative.

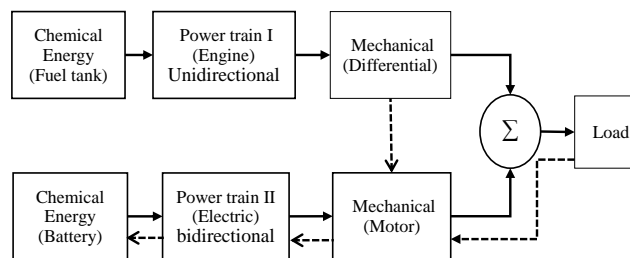


Fig.3. HEVs energy flow concept [28]

3.3 Pure electric vehicles

Pure electric vehicles are advanced and forthcoming technology to eliminate the emissions and pollution of hybrid and conventional vehicles. Electric vehicles refer to vehicles which utilize only the electric motors as a propulsion system and electric machine is driven from electrical power sources. Traction motor,

mechanical transmission and power electronics are the different elements of the propulsion system. Energy storage unit consists of a storage medium, refuelling system and management unit for energy supply. The auxiliary subsystem includes a temperature control unit and a power steering unit. Mechanical links are represented by two lines together and electrical by thick dark arrows. EVs have longitudinal and transverse configurations based on the motor arrangement as shown in fig. 4 [29], where M is the traction motor, G is the fixed gearing and D is the mechanical differential.

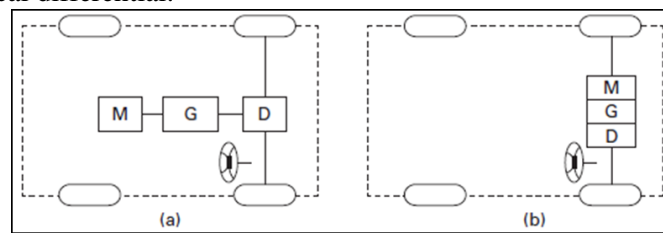


Fig.4. Configuration of the electric propulsion system (a) Longitudinal and (b) Transverse.

4. E-rickshaws in India

Currently, approximately 200 registered production divisions are involved for developing industrialized battery operated rickshaw in India as per (ICAT) [30]. The current production rate of three-wheeled vehicles in India is 611171 [31]. Top manufacturing brands of three-wheeled (3-W) for conventional fuel powered and electric mobility is shown in table 1. Mechanical body structure of three wheeled (3-W) electric vehicle or battery powered (Mahindra Treo, Lithium-Ion battery powered) vehicle is illustrated in fig. 5 [32]. This is the electrical version of conventional fuel powered vehicles which replace IC engine by electric propulsion system. Hence, electric 3-W rickshaws have low carbon emissions at tail point and reduced greenhouse effect. Additionally, 3-W battery powered rickshaws are light in weight and having 100 km driving range per charging.

Table 1. Different manufactures of three-wheeled vehicle in India

S.N.	Brand/Manufacturers of fuel powered 3-W vehicles	Brand/Manufacturers of battery powered 3-W vehicles
1.	Bajaj Auto Limited	Bajaj Auto Limited
2.	Piaggio Vehicles Private Limited	Piaggio Vehicles Private Limited
3.	Mahindra & Mahindra Ltd.	Mahindra Electric Mobility Limited
4.	TVS Motor Company	Goenka Electric Motor Vehicles Pvt. Ltd
5.	Atul Auto Limited	Atul Auto Limited
6.	Lohia Auto Industries	Lohia Auto Industries
7.	Force Motors Ltd.	Kerala Automobiles Limited (KAL)



Fig.5. 3-W battery powered vehicle (Mahindra Treo) [32]

5. Propulsion System of 3-W Rickshaws

Power system of battery powered 3-W rickshaws includes battery, propulsion machine and microcontroller. Therefore, in the present study, an effort has been prepared to summarize the power system employed in the literature for 3-W battery powered rickshaws. Table 2 shows the various power system components such as battery type, No. of batteries, capacity of batteries, machine type and motor power for battery powered 3-W rickshaws.

Generally Pb-Acid batteries are widely used in 3-W electric rickshaws for short distance convenience across metropolitan cities in India. While top manufactures of 3-W rickshaw across India as discussed in table 1, are offering Li-Ion batteries pack for 3-W rickshaws. The weight of one Pb-Acid battery is 27 kg as per ICAT AIS-048 while Li-Ion battery is 14 kg. Therefore, Li-Ion powered 3-W rickshaws have comparatively lower weight.

Table 2. Power system components of 3-W battery rickshaw

Reference/ source	Type of Vehicle	Battery types & quantity	Battery capacity	Motor Types	Motor Power
[33]	3-W	Li-Ion, 12V, 4	5 kWh	SRM	11.19 kW
[34]	3-W	Lead-acid, 12V, 2	2.4 kWh	BLDC	1 kW
[23]	3-W	Li-Ion, 12V, 4	4.8 kWh	BLDC	2 kW
[35]	3-W	Pb-Acid, 12V, 2	0.720 kWh	DC Motor	500 W

Reference/ source	Type of Vehicle	Battery types & quantity	Battery capacity	Motor Types	Motor Power
[36]	3-W	Pb-Acid, 12V, 4	4.8 kWh	BLDC	500 W
[37]	3-W	Pb-Acid, 12V, 5	6.0 kWh	DC Series	1000 W
[38]	3-W	Pb-Acid, 12V, 4	4.8 kWh	BLDC	1000 W
[39]	3-W	Pb-Acid, 12V, 4	5.72 kWh	BLDC	1000 W

DC, SR, BLDC propulsion systems are extensively employed in battery powered 3-W rickshaws as per literature survey carried out in table 3. In the present study, an attempted has been prepared to identify the suitable motor among DC, SR, and BLDC for 3-W battery vehicles. A selection criteria has been employed based on rating scheme starting from one (1) to five (5) where 1 specifies poorest and 5 specifies superb performance of DC machine, SRM, Brushless DC machine [40,41]. Scientific assessment and estimation between DC machine, SRM and Brushless DC propulsion system for battery powered 3-W rickshaw is illustrated in Table 4. Total grades gained via respectively propulsion system are assessed based on the performance. The performance of the brushless DC motor is best among all with 44 total grades.

Table 3. Assessment and estimation of 3-W rickshaw motor [40,41]

Assessment Constraints	DCM	SRM	BLDC
Proficiency	3	5	5
Torque	2	3	5
Controllability	4	3	4
Trustworthiness	4	3	4
Power density	4	3	4
Active response	3	4	5
Preservation	3	4	5
Price	5	4	4
Noise liability	4	5	4
Heaviness	3	4	4
Total	35	38	44

6. Conclusion

Electric power technology has the potential to mitigate the pollutions, global warming, conventional fuels exhaustion and loss of building materials concerns associated with IC engine vehicles. Various configuration of electric power technology and their benefits have been studied in the current study. Three-wheeled (3-W) battery powered rickshaws/vehicles are primarily employed for public conveyance in the metropolitan cities of India. Next, study of mechanical

and physical significance for three-wheeled battery powered rickshaw/vehicle has been carried out. Finally, analysis of accurate propulsion system for 3-W battery rickshaw through technical assessments has been performed.

Acknowledgement

The authors would like to acknowledge the University Polytechnic, UGC and CAD laboratory in Department of Mechanical Engineering for an assistant to support this research.

References

- [1] Alahmad M., Chaaban M., Chaar L., *A Novel Photovoltaic / Battery Structure for Solar Electrical Vehicles [PVBS for SEV]*, IEEE Veh Power Propuls Conf 2011;1:1–4.
- [2] Kalghatgi G., *Is it really the end of internal combustion engines and petroleum in transport?* Appl Energy 2018;225:965–74. doi:10.1016/j.apenergy.2018.05.076.
- [3] Koszela W, Pawlus P, Reizer R, Liskiewicz T., *The combined effect of surface texturing and DLC coating on the functional properties of internal combustion engines*, Tribol Int 2018;127:470–7. doi:10.1016/j.triboint.2018.06.034.
- [4] Luo Q He, Sun B Gang, *Inducing factors and frequency of combustion knock in hydrogen internal combustion engines*. Int J Hydrogen Energy 2016;41:16296–305. doi:10.1016/j.ijhydene.2016.05.257.
- [5] Qian Y, Sun S, Ju D, Shan X, Lu X., *Review of the state-of-the-art of biogas combustion mechanisms and applications in internal combustion engines*, Renew Sustain Energy Rev 2017;69:50–8. doi:10.1016/j.rser.2016.11.059.
- [6] Weldon P, Morrissey P, O'Mahony M., *Long-Term Cost of Ownership Comparative Analysis between Electric Vehicles and Internal Combustion Engine Vehicles*. Sustain Cities Soc 2018;39:578–91. doi:10.1016/j.scs.2018.02.024.
- [7] Bae C, Kim J., *Alternative fuels for internal combustion engines*. Proc Combust Inst 2017;36:3389–413. doi:10.1016/j.proci.2016.09.009.
- [8] Yuan C, Han C, Liu Y, He Y, Shao Y., *ScienceDirect Effect of hydrogen addition on the combustion and emission of a diesel free-piston engine*. Int J Hydrogen Energy 2018:1–11. doi:10.1016/j.ijhydene.2018.05.038.
- [9] Zhu G, Liu J, Fu J, Xu Z, Guo Q, Zhao H., *Experimental study on combustion and emission characteristics of turbocharged gasoline direct injection (GDI) engine under cold start new European driving cycle (NEDC)*. Fuel 2018;215:272–84. doi:10.1016/j.fuel.2017.10.048.
- [10] Hannan MA, Azidin FA, Mohamed A., *Hybrid electric vehicles and their challenges: A review*. Renew Sustain Energy Rev 2014;29:135–50. doi:10.1016/j.rser.2013.08.097.
- [11] Huang C-J, Hu K-W, Chen H-M, Liao H-H, Tsai HW, Chien S-Y., *An Intelligent Energy Management Mechanism for Electric Vehicles*. Appl Artif Intell 2016;30:125–52. doi:10.1080/08839514.2016.1138777.
- [12] Karmaker AK, Ahmed MR, Hossain MA, Sikder MM., *Feasibility assessment & design of hybrid renewable energy based electric vehicle charging station in Bangladesh*. Sustain Cities Soc 2018;39:189–202. doi:10.1016/j.scs.2018.02.035.
- [13] Grande LSA, Yahyaoui I, Gómez SA., *Energetic, economic and environmental viability of off-grid PV-BESS for charging electric vehicles: Case study of Spain*. Sustain Cities Soc 2018;37:519–29. doi:10.1016/j.scs.2017.12.009.
- [14] Xue F, Gwee E., *Electric Vehicle Development in Singapore and Technical Considerations for Charging Infrastructure*. Energy Procedia 2017;143:3–14. doi:10.1016/j.egypro.2017.12.640.
- [15] Waseem M, Ahmad M, Parveen A, Suhaib M., *Inertial relief technique based analysis of the three-wheeler E-vehicle chassis*. Mater Today Proc 2021. doi:10.1016/j.matpr.2021.02.158.
- [16] Patil RV, Lande PR, Reddy YP, Sahasrabudhe AV., *Optimization of Three Wheeler Chassis*

- by *Linear Static Analysis*. Mater Today Proc 2017;4:8806–15. doi:10.1016/j.matpr.2017.07.231.
- [17] Waseem M, Suhaib M, Sherwani AF., *Modelling and analysis of gradient effect on the dynamic performance of three-wheeled vehicle system using Simscape*. SN Appl Sci 2019. doi:10.1007/s42452-019-0235-8.
- [18] Waseem M, Sherwani AF, Suhaib M., *Integration of solar energy in electrical, hybrid, autonomous vehicles: a technological review*. SN Appl Sci 2019. doi:10.1007/s42452-019-1458-4.
- [19] Waseem M, Sherwani AF, Suhaib M., *Highway Gradient Effects on Hybrid Electric Vehicle Performance*. Smart Cities—Opportunities and Challenges, Springer, Singapore; 2020, p. 583–92. doi:10.1007/978-981-15-2545-2_48.
- [20] Waseem M, Sherwani AF, Suhaib M., *Designing and Modelling of Power Converter for Renewable Powered Hybrid Vehicle*. 2019 Int. Conf. Power Electron. Control Autom., vol. 2019-Novem, IEEE; 2019, p. 1–6. doi:10.1109/ICPECA47973.2019.8975549.
- [21] Waseem M, Sherwani AF, Suhaib M., *Application of Renewable Solar Energy with Autonomous Vehicles: A Review*. Smart Cities—Opportunities and Challenges, Springer, Singapore; 2020, p. 135–42. doi:10.1007/978-981-15-2545-2_13.
- [22] Ahmad M, Waseem M., *Effects of injection molding parameters on cellular structure of roofing tiles composite*. Mater Today Proc 2020. doi:10.1016/j.matpr.2020.04.751.
- [23] Waseem M, Sherwani AF, Suhaib M., *Driving Pattern-based Optimization and Design of Electric Propulsion System for Three-Wheeler Battery Vehicle*. Int J Performability Eng 2020;16:342–53. doi:10.23940/ijpe.20.03.p3.342353.
- [24] Waseem M, Suhaib M, Sherwani AF., *Modelling and analysis of gradient effect on the dynamic performance of three-wheeled vehicle system using Simscape*. SN Appl Sci 2019;1:225. doi:10.1007/s42452-019-0235-8.
- [25] Waseem M, Sherwani AF, Suhaib M., *Simscape Modelling and Analysis of Photovoltaic Modules with Boost Converter for Solar Electric Vehicles*. vol. 553. 2019. doi:10.1007/978-981-13-6772-4_17.
- [26] Waseem M, Sherwani AF, Suhaib M., *Simscape Modelling and Analysis of Photovoltaic Modules with Boost Converter for Solar Electric Vehicles*. Lect. Notes Electr. Eng., 2019, p. 181–91. doi:10.1007/978-981-13-6772-4_17.
- [27] Manufactures S of IA. Society of Indian Automobile Manufactures. SIAM 2016:13–6. <http://siamindia.com/statistics.aspx?mpgid=8&pgidtrail=14> (accessed August 25, 2020).
- [28] Mehrdad Ehsani, Yimin Gao, Ali E., *Modern electric, hybrid electric and fuel cell vehicles: fundamentals, theory, and design*. 2009. doi:10.1201/9781420037739.
- [29] Folkson R., *Alternative fuels and advanced vehicle technologies for improved environmental performance: Towards zero carbon transportation*. 2014. doi:10.1533/9780857097422.
- [30] International Centre for Automotive Technology Name of the Manufacturer Model. ICAT 2014:1–22. https://www.icat.in/pdf/website_e-rickshaw_21.08.2018.pdf (accessed November 15, 2018).
- [31] Society of Indian Automobile Manufactures n.d. <https://www.siam.in/statistics.aspx?mpgid=8&pgidtrail=13> (accessed July 3, 2021).
- [32] Mahindra E-Vehicle. Treo mahindra n.d. <https://www.mahindraelectric.com/pdfs/TREO-2021-ebrochure.pdf> (accessed June 17, 2021).
- [33] Mulhall P, Lukic SM, Wirasingha SG, Young-Joo Lee, Emadi A., *Solar-Assisted Electric Auto Rickshaw Three-Wheeler*. IEEE Trans Veh Technol 2010;59:2298–307. doi:10.1109/TVT.2010.2045138.
- [34] Sarkar T, Sharma M, Gawre SK., *A generalized approach to design the electrical power system of a solar electric vehicle*. 2014 IEEE Students' Conf. Electr. Electron. Comput. Sci., IEEE; 2014, p. 1–6. doi:10.1109/SCEECS.2014.6804490.
- [35] Masood B, Naqvi RAH, Asif RM., *Designing of a control scheme for the solar rickshaw in comparative study with conventional auto rickshaw*. 2014 4th Int. Conf. Eng. Technol. Technopreneush., vol. 2014- Augus, IEEE; 2014, p. 324–9. doi:10.1109/ICE2T.2014.7006271.
- [36] Chowdhury SJ, Rahman R, Azad A., *Power conversion for environment friendly electrically assisted rickshaw using photovoltaic technology in Bangladesh*. 2015 IEEE Transp. Electr. Conf. Expo, IEEE; 2015, p. 1–6. doi:10.1109/ITEC.2015.7165735.

- [37] Shaha N, Uddin MB., *Hybrid energy assisted electric auto rickshaw three-wheeler*. 2013 Int. Conf. Electr. Inf. Commun. Technol., IEEE; 2014, p. 1–6. doi:10.1109/EICT.2014.6777820.
- [38] Sameeullah M, Chandel S., *Design and analysis of solar electric rickshaw: A green transport model*. 2016 Int. Conf. Energy Effic. Technol. Sustain. ICEETS 2016, 2016, p. 206–11. doi:10.1109/ICEETS.2016.7582927.
- [39] Lukic S, Mulhall P, Emadi A., *Energy Autonomous Solar / battery Auto Rickshaw*. J Asian Electr Veh 2008;6:1135–43.
- [40] Abkenar AT., *BLDC Motor Drive Controller for Electric Vehicles*. Swinburne University of Technology, Melbourne, Australia, 2014.
- [41] Chau KT., *Pure electric vehicles. Altern. Fuels Adv. Veh. Technol. Improv. Environ. Perform.*, Elsevier; 2014, p. 655–84. doi:10.1533/9780857097422.3.655.